



1.1


1.2



1. 5

1.





1.12

6

1. 17

1.1

--	--	--

1.20

NSW

1. 21

_____	_____
_____	_____
_____	_____
_____	_____

_____	_____
_____	_____
_____	_____
_____	_____

1.24

1.25

_____	_____
_____	_____
_____	_____
_____	_____

_____	_____
_____	_____
_____	_____
_____	_____

1.30

--	--	--	--	--

_____	_____
_____	_____
_____	_____
_____	_____

--	--

1.31

1.32

_____	_____
_____	_____
_____	_____
_____	_____

--	--	--

_____	_____
_____	_____
_____	_____
_____	_____

_____	_____
_____	_____
_____	_____
_____	_____

1.36

--

1.3

2.1

3

,

3

,

2.3
8 È

2.4

3

,

,

2.11

2.13

3

,

2. 14

,

2. 16

3

,

--	--	--

2.1

3

,

2.1

3.7



3.13

()	9331			8026			86.01%
							9317

1						
2						
3						
4						
5						
6						
7						
8						
9						
10						

1000

12,000.00

--	--	--

--	--

--	--	--

--	--	--

6	1	50
		2000

